


ROPES FOR BOATS

HOW TO TIE A REEF KNOT


For joining ropes of similar diameter. Will not slip.

step 1




step 2

Pass ropes under/over and around each other.



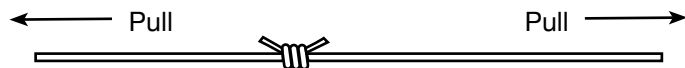
step 3

Ensure that ropes pass underneath loop on right hand side and above loop on the left hand side or vice versa.



step 4

Pull tight.

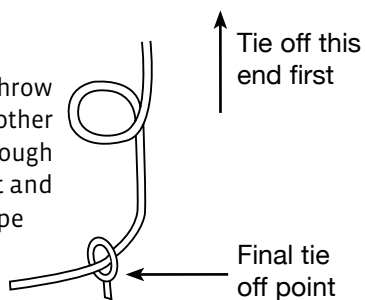


How to tie a TRUCKIES HITCH...

For tying a boat to a trailer. Stops boat bouncing off rollers while in road transit.

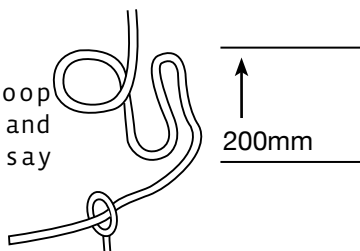
step 1

Tie off one end & throw rope over boat to other side. Run rope through final tie off point and form a loop in rope



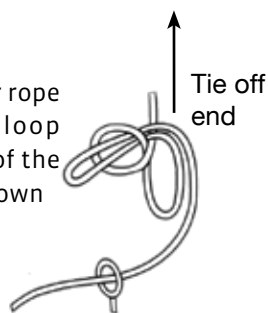
step 2

Underneath loop gather up rope and double over say 200mm.



step 3

Run doubled over rope through initial loop passing in front of the tied off end as shown



step 4

Run loose end of rope through loop formed by doubled over rope



step 5

Run loose end back through final tie off point, pull secure load and tie off

